



Caregiver Task Force

Trae Turner, VP of Community Living

*Ohio District 5
Area Agency on Aging, Inc.*

Our Why



- Growing and diverse needs of caregivers
 - AAA's reliance on formal and informal caregivers
 - Approximately 1.5 million family caregivers in Ohio provided an estimated 1.27 billion hours of care to their parents, spouses, partners, and friends in 2017. The report estimates the value of this care to be \$16.8 billion (2019 report from AARP).
 - Approximately 61 percent of caregivers still work. Of those working caregivers, 60 percent work full-time (AARP 2020 Report: Caregiving in the U.S).
- Experts in local caregiver services and supports
- A state-wide approach to caregiving
- Opportunities with health plans

Task Force Members



- Made up of twenty members, representing all twelve Area Agencies from across the state.
- Experts in local caregiver services and supports.
- Subgroup of task force formed to focus on an existing Health Plan Opportunity.

Timeline of Work

Nov. 2021



Initial
Discussions

Dec. 2021



Completion
of AAA
Caregiver
Inventory

Jan. 2022



Dive into caregiver
resources, services,
programs that are being
used or could be used
(Trualta, Active Daily
Living, T-Care, Powerful
Tools, BRI)

March 2022



Work group
formed to focus
on health plans'
interest in
advancing
caregiver
support

Foundational Overview



- Older Americans Act (OAA)
 - Caregiver inventory included the OAA five allowable categories.
- Strategic Area Plan (SAP)

OAA Overview

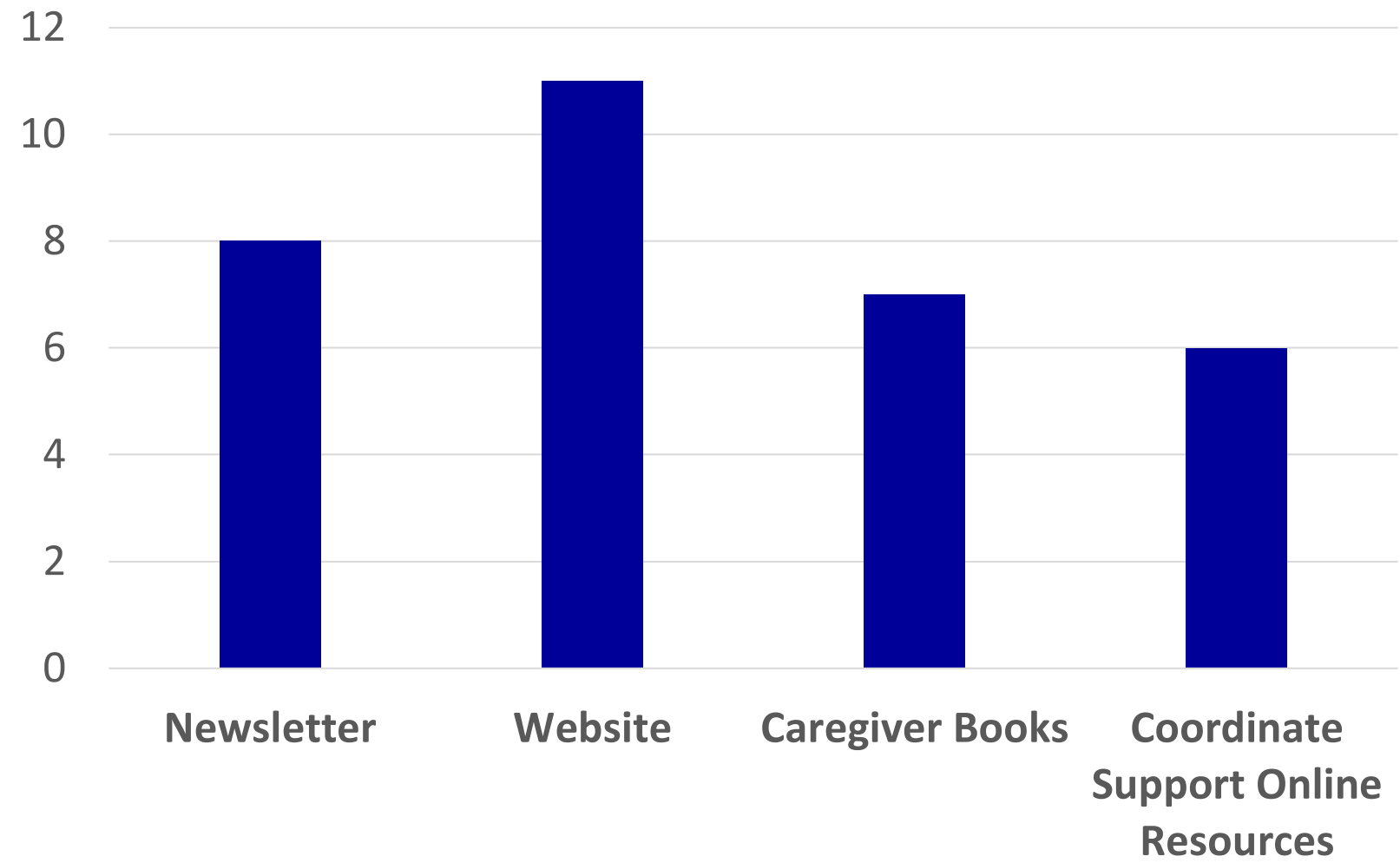


- Information To Caregivers About Available Services
- Assistance To Caregivers In Gaining Access To The Services
- Individual Counseling/Organization of Support Groups/Caregiver Training
- Respite Services
- Supplemental Services, On A Limited Basis

AAA
Caregiver
Inventory
Data



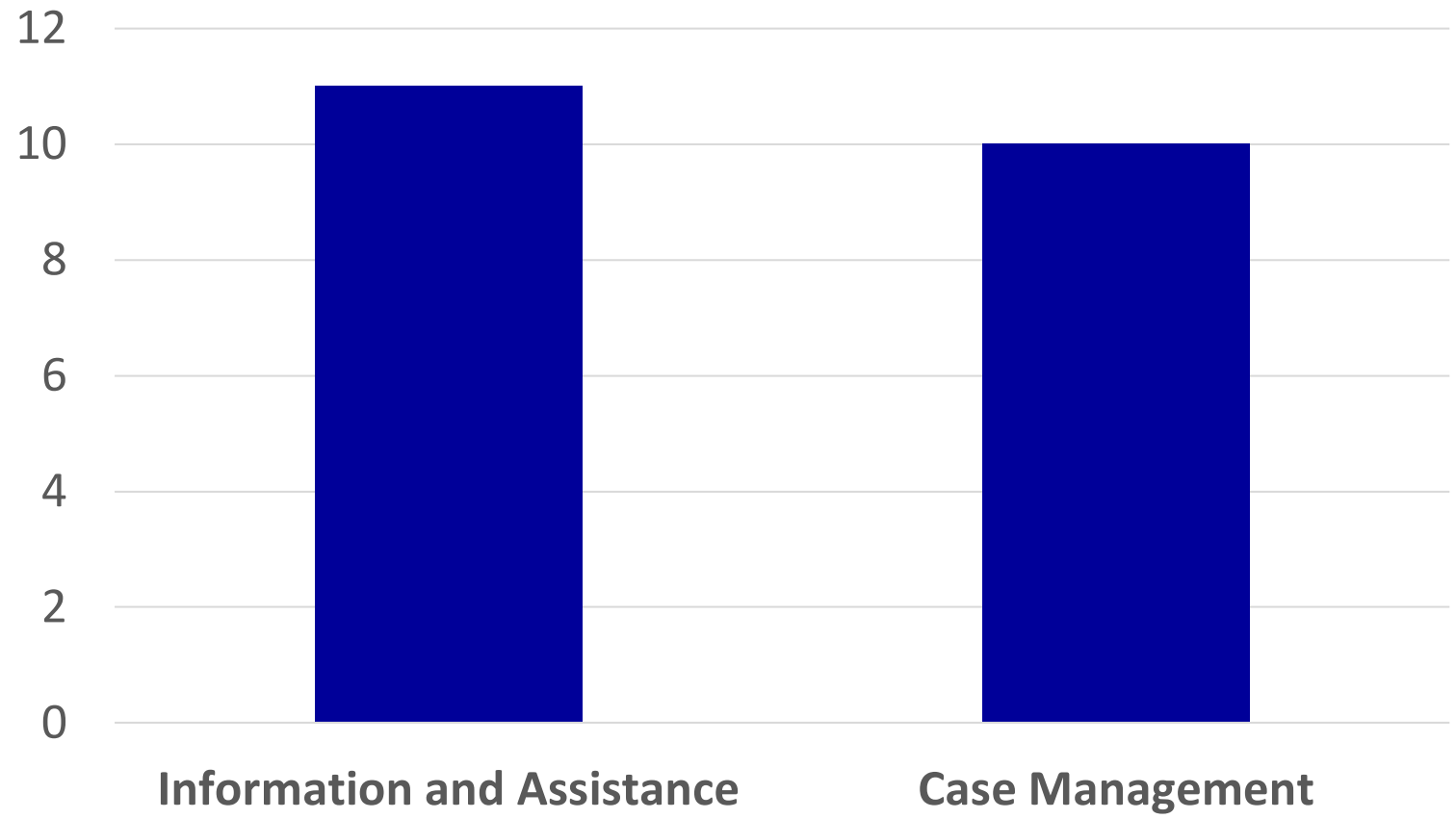
Information To Caregivers About Available Services



AAA
Caregiver
Inventory
Data



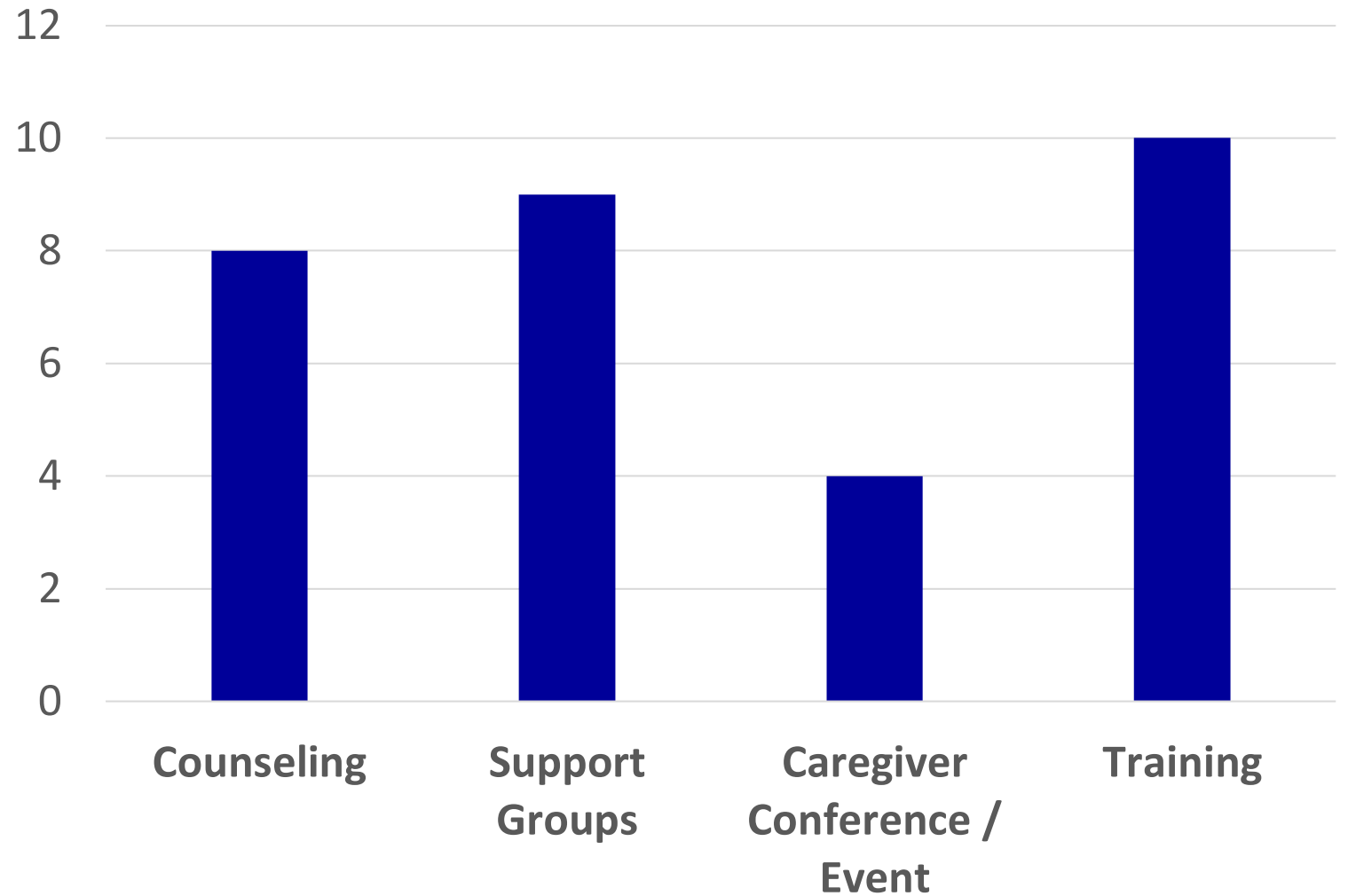
Assistance To Caregivers In Gaining Access To The Services



AAA
Caregiver
Inventory
Data



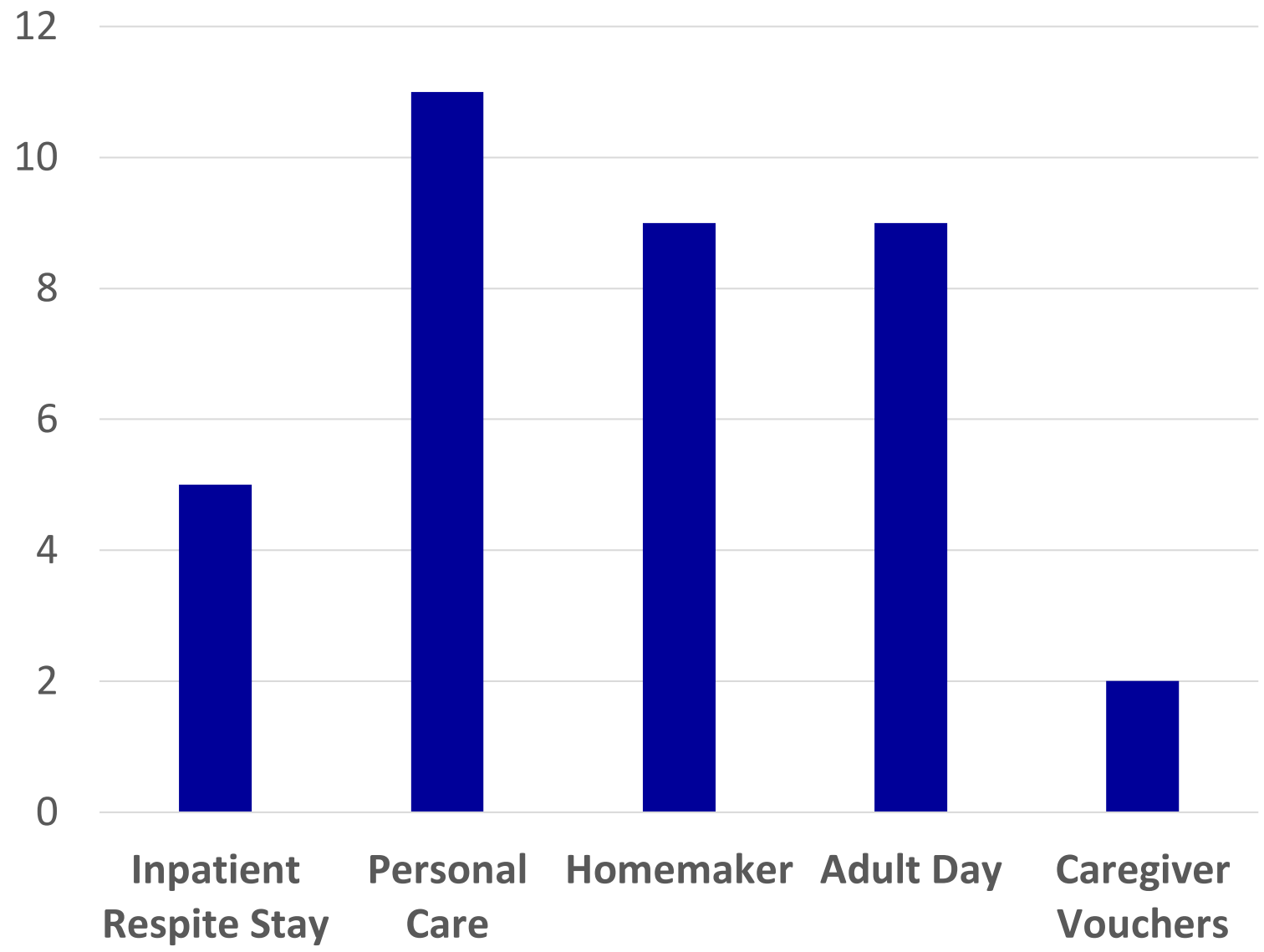
Individual Counseling / Organization Of Support Groups / Caregiver Training



AAA
Caregiver
Inventory
Data



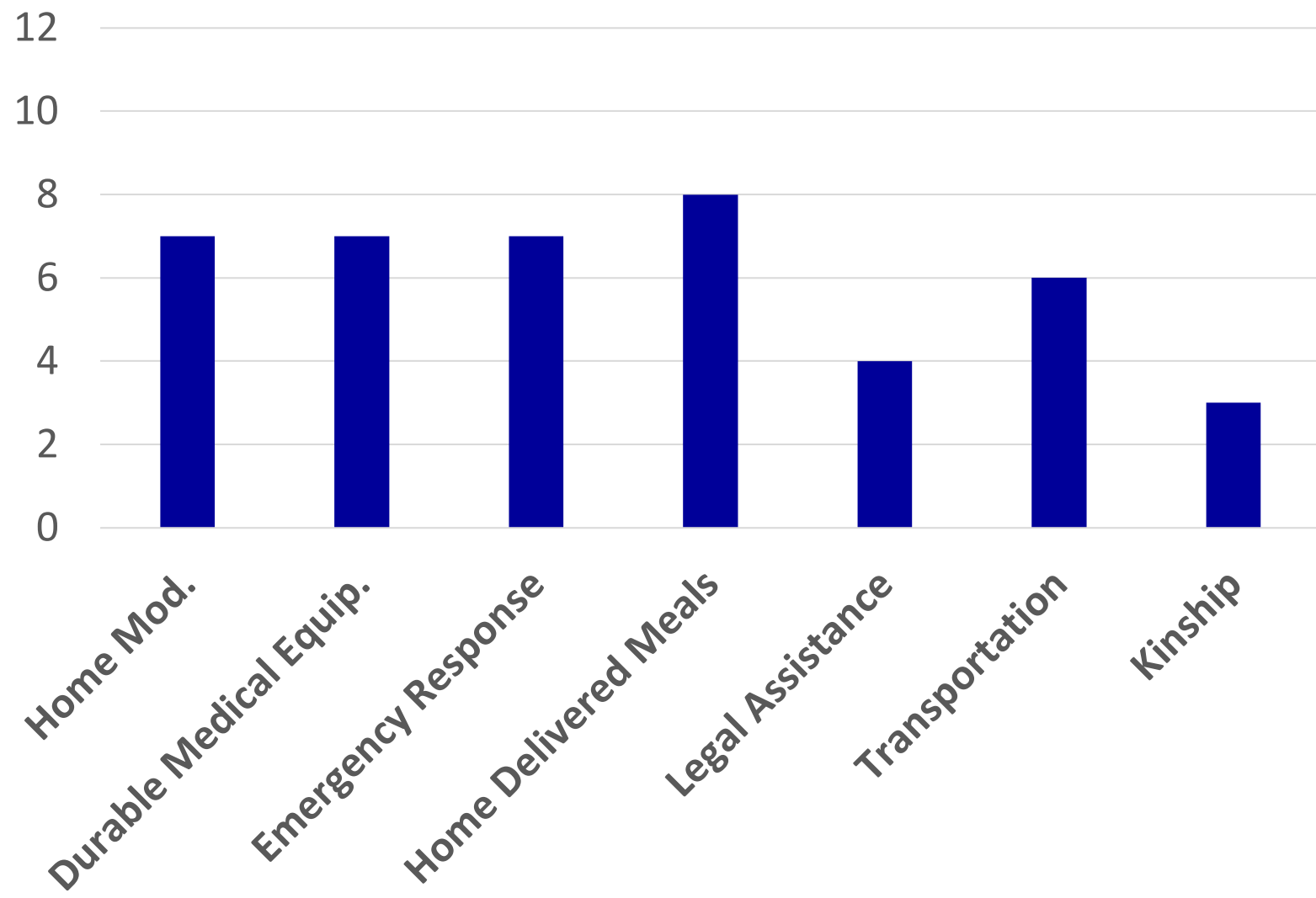
Respite Services



AAA
Caregiver
Inventory
Data



Supplemental Services On A Limited Basis



Inventory Findings



- AAAs are different in the way they utilize their funding to support the needs of caregivers.
- Graphs demonstrate those services and supports that are most prevalent among the AAAs.
- With those services and supports being carried out, it was noted that there is much variation from one AAA to another (i.e., funding utilized, arrangements, method, qualifications of staff, IT platform utilized, etc.).
- It was acknowledged that case management has many different levels, costs, platforms used, and meanings associated with the service.
- Data collected served as a foundation for the task force.



Opportunity with a Health Plan

Pilot a caregiver service within an existing statewide care transitions program.

A focus on the following key areas:

- Identification
- Screening
- Referral
- Local Services and Supports
- Extended Support
- Outcomes