

# ODA'S BUDGET PRIORITIES

---



**Ursel J. McElroy**

Director, Ohio Department of Aging



**Department of  
Aging**



# Department of Aging

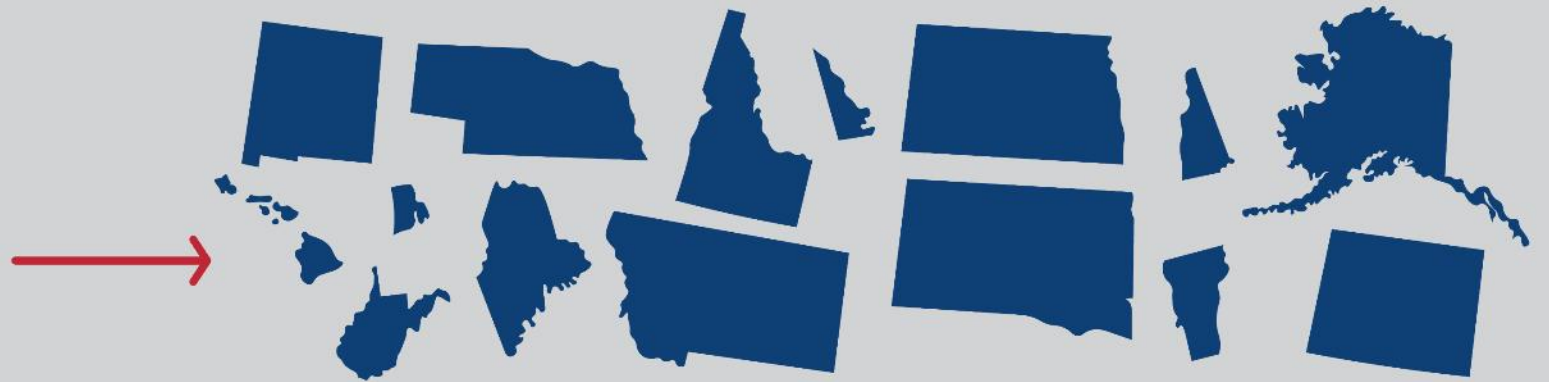




The State of Ohio  
**EXECUTIVE BUDGET**  
Fiscal Years 2026-2027



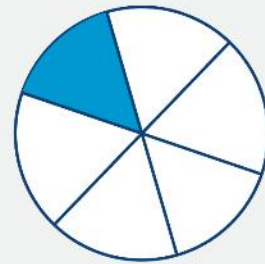

*In Ohio*  
**2.8M**  
Older Adults




That's more than the total population of 15 states!

## *In the U.S.*

Our population ages 65 years and older saw the largest and fastest growth in any decade since 1880.



Today,  
**1 in 6**  
65+ in the US



Demographers predict that we are on track to have **more older Americans than children.**



Ohio has the nation's **6th largest population** aged 65 and older.











The State of Ohio  
**EXECUTIVE BUDGET**  
Fiscal Years 2026-2027



**Healthy Aging**

# Investing in Healthy Aging in Ohio

Themes								
	Transportation	Housing	Built Environment	Financial Landscape	Societal Participation	Holistic Wellness	Public Safety	Technology Adoption
	<b>1.4x</b>	<b>1.9x</b>	<b>2.8x</b>	<b>3.0x</b>	<b>3.4x</b>	<b>4.2x</b>	<b>6.8x</b>	<b>7.6x</b>
Interventions	Subsidized NEMT	Housing affordability supports*	Accessible outdoor spaces	Financial coaching	Continuing education programs	Physical activity programs	Fraud/scam awareness programs	Digital literacy programs
	<b>1.4x</b>	<b>1.6x</b>	<b>2.8x</b>	<b>3.0x</b>	<b>1.8x</b>	<b>2.0x</b>	<b>2.8x</b>	<b>1.2x</b>
		Home modifications to prevent falls			Employment re-entry programs	Social connectivity programs	Defensive driving programs	Medication compliance tech subsidies
		<b>2.2x</b>			<b>3.4x</b>	<b>4.2x</b>	<b>10.9x</b>	<b>7.6x</b>
				Volunteer matching programs		SNAP enrollment expansion*		Wearable fitness tech subsidies
				<b>22.6x</b>	<b>10.5x</b>			<b>11.3x</b>

For every **\$1** invested in Healthy Aging on average, Ohio can **receive \$3.20** in return.





**Healthy Aging**





Department of  
Aging

# ACTION PLAN

---

ON ALZHEIMER'S DISEASE AND OTHER DEMENTIAS

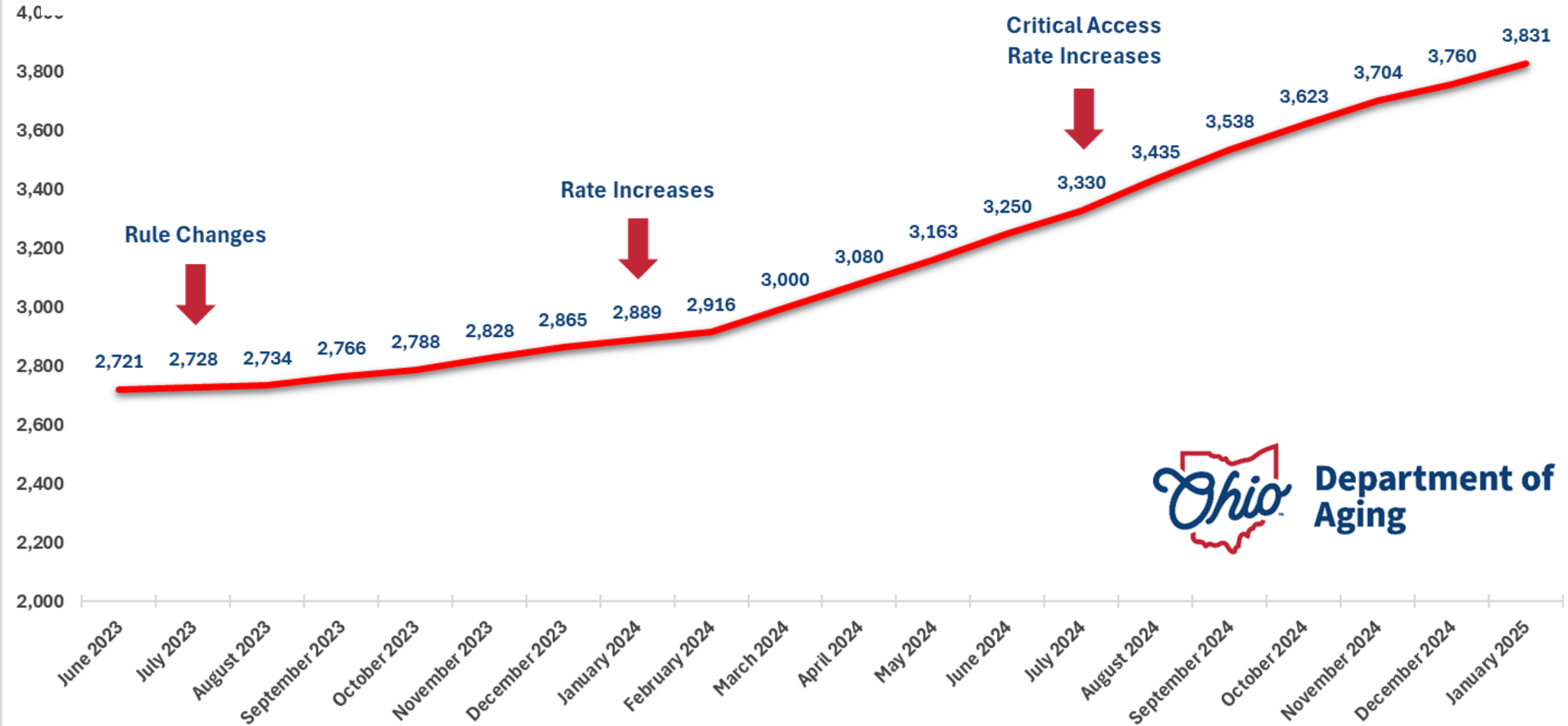


# ACTION PLAN

ON ALZHEIMER'S DISEASE AND RELATED CONDITIONS

THE OHIO STATE UNIVERSITY  
COLLEGE OF NURSING  
Department of Aging  
Ohio

# ODA Certified Providers





**Department of  
Aging**

---

**PACE**



Ohio Governor's

**Nursing Home Quality  
& Accountability**

**TASK FORCE**

# Ohio Governor's Nursing Home Quality and Accountability Task Force

## North Star for Ohio's Nursing Home Care

### Quality of life

Ensure life for older Ohioans remains person-centered, meaningful, and connected to family and community.

### Quality of care

Enable Ohio to achieve the desired health outcomes through the care delivered.

### Resident rights

Protect and promote residents' rights to ensure the dignity and independence of residents are maintained.

### System performance

Aim for continuous improvements to the system, including an emphasis on workforce needs and bi-directional feedback.





**EXCEL  
Academy**



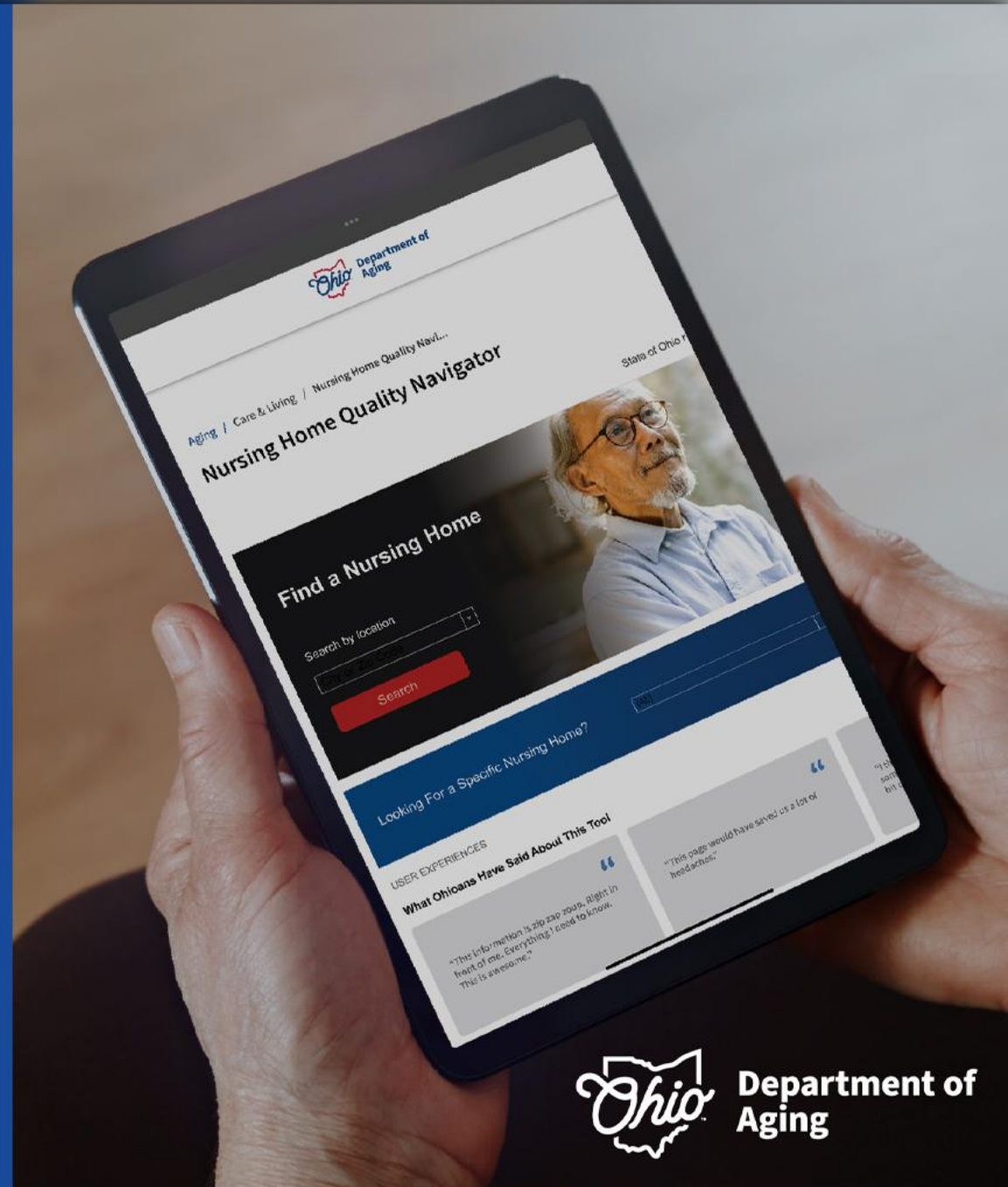
## State Long-Term Care Ombudsman



# Ohio Nursing Home Quality Navigator

- ✓ Find nursing homes near you
- ✓ Research nursing home quality
- ✓ Explore resident satisfaction data
- ✓ Create side-by-side comparisons

[Aging.Ohio.gov/Navigator](https://aging.ohio.gov/Navigator)



# Ohio Long-Term Care Quality Navigator

---

*Finding the right long-term care  
for you or your loved one*

[Aging.Ohio.gov/Navigator](https://Aging.Ohio.gov/Navigator)



Department of  
Aging



# Long-Term Care Quality Navigator

Home

Search for Nursing Homes

Search for Assisted Living Facilities

Take the Care Quiz

State of Ohio refreshed this dashboard on: 1/28/2025

What steps can I take to find care?

## Find Long-Term Care

Click to see Assisted Living Facilities

Click to see Nursing Homes

Unsure of where to start your search for care?

Take the Quiz

### Helpful Resources

Nursing Homes

Assisted Living Facilities

Who to Call with Questions

Understanding Care Costs

Other Resources



Overview

Quality of Care

Quality of Life

Resident Rights

System Performance

Other Resources

# Welcome to Nursing Home Command Center

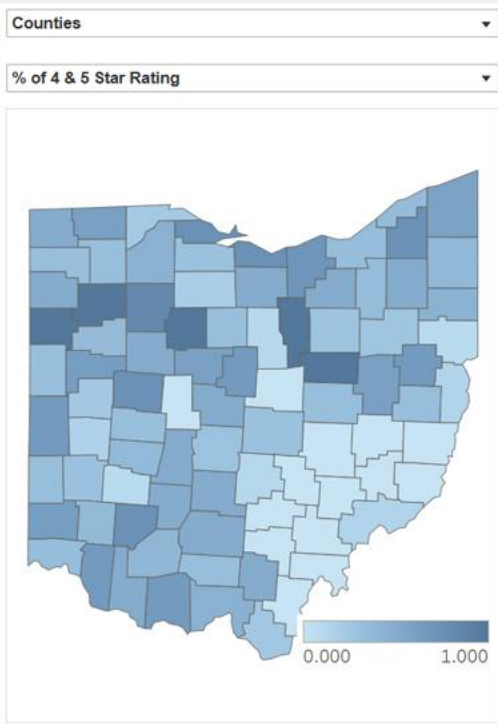
Export

<p><b># of Nursing Homes Newly Cited for Yo-yo Compliance Instance</b> ⚠️</p> <p><b>11</b></p> <p>Nursing homes with a yo-yo compliance instance that did not have yo-yo compliance as-of last month.</p> <p>Details </p>	<p><b># of Nursing Homes Newly Cited with New CMS Abuse Icon</b> ⚠️</p> <p><b>9</b></p> <p>Nursing homes with a new CMS Abuse Icon compared to last month.</p> <p>Details </p>	<p><b># of Nursing Homes with Star Rating Improvement</b> ✓</p> <p><b>74</b></p> <p>Nursing homes improved their star rating by 2+ stars since last year.</p> <p>Details </p>	<p><b># of Nursing Homes with Performance Alert</b> ⚠️</p> <p><b>2</b></p> <p>Nursing homes were in the bottom quintile this month across 7+ of the 8 "outcome metrics."</p> <p>Details </p>	<p><b># of Nursing Homes with Performance Highlight</b> ✓</p> <p><b>9</b></p> <p>Nursing homes were in the top quintile this month across 7+ of the 8 "outcome metrics."</p> <p>Details </p>
---	--	---	--	--

## % of 4 & 5 Star Rating

### SELECT METRICS

Note: All numeric metrics shown represent the aggregated computations (e.g., averages, percentages) across Ohio Nursing Homes



<p>Quality of Care Last updated: 10/1/2024</p> <p><b>% OF NURSING HOMES WITH 4 OR 5 STAR CMS OVERALL STAR RATING</b></p> <p>37.93% ↑2%</p> <p>National average: 35% Ranking: 21</p> <p>Above national avg</p>	<p>Quality of Care Last updated: 10/1/2024</p> <p><b># OF HOSPITALIZATIONS PER 1K LONG-STAY RESIDENT DAYS</b></p> <p>1.53 ↑1%</p> <p>National average: 1.72 Ranking: 25</p> <p>Below national avg</p>	<p>Quality of Care Last updated: 10/1/2024</p> <p><b>% OF SHORT-STAY RESIDENTS WHO WERE RE-HOSPITALIZED AFTER A NURSING HOME ADMISSION</b></p> <p>24.61% ↑7%</p> <p>National average: 23.15% Ranking: 46</p> <p>Above national avg</p>	<p>Quality of Life Last updated: 10/1/2024</p> <p><b>AVERAGE RESIDENT SATISFACTION SCORE</b></p> <p>78.7</p>
<p>Resident Rights Last updated: 10/1/2024</p> <p><b>% OF NURSING HOMES WITH CMS ABUSE ICON</b></p> <p>5.71% ↑8%</p> <p>National average: 9.43% Ranking: 17</p> <p>Below national avg</p>	<p>System Performance Last updated: 10/1/2024</p> <p><b># OF COMPLAINTS PER NURSING HOME</b></p> <p>8.23 No Change</p> <p>National average: 6.43 Ranking: 45</p> <p>Above national avg</p>	<p>System Performance Last updated: 10/1/2024</p> <p><b>% OF NURSING HOMES CITED FOR SUBSTANDARD QUALITY OF CARE</b></p> <p>9.48% ↑0%</p> <p>National average: 11.15% Ranking: 29</p> <p>Below national avg</p>	<p>System Performance Last updated: 10/1/2024</p> <p><b>AVERAGE TOTAL NURSE HOURS PER RESIDENT PER DAY</b></p> <p>3.69 ↑2%</p> <p>National average: 3.84 Ranking: 44</p> <p>Below national avg</p>

# Raising the Personal Needs Allowance

## *Promote Independence*

**Because his cell phone plan was \$65 per month, he was unable to keep his plan and cell phone number. He lost touch with all but his closest friends and family.**

**He increasingly feels isolated, and it is also more difficult to make the necessary phone calls to find housing and supports so he can return to the community.**

*“Mr. Z,” Ohio nursing home resident*



# Raising the Personal Needs Allowance



## *Maintain Dignity*

**Because of recent significant weight gain, which is partially attributable to medication changes, one resident no longer has clothing that fits.**

**The current allowance is not sufficient for her to pay for transportation to a store and purchase new, larger size clothing, even with careful planning. As a result, she has been wearing a hospital gown every day, for several months.**

*“Ms. M,” Ohio nursing home resident*

# Raising the Personal Needs Allowance

## *Support Relationships*

**Before entering a nursing home, one resident kept a calendar and sent birthday and anniversary cards to each of her four children, 10 grandchildren, and close friends.**

**Now, even five postage stamps and inexpensive greeting cards cost nearly 15% of her monthly spending money.**

*“Grandma C,” Ohio nursing home resident*



# Raising the Personal Needs Allowance



## *Improve Quality of Life*

**One resident, a lifelong Cincinnati Reds baseball fan, cannot afford cable television because of the Personal Needs Allowance.**

**His nursing home does not provide residents WIFI access, so is left with only listening to Reds games on the radio. He finds it much harder to enjoy and root for his favorite team.**

*“Mr. D,” Ohio nursing home resident*





**Department of  
Aging**

[Aging.Ohio.gov](http://Aging.Ohio.gov)